

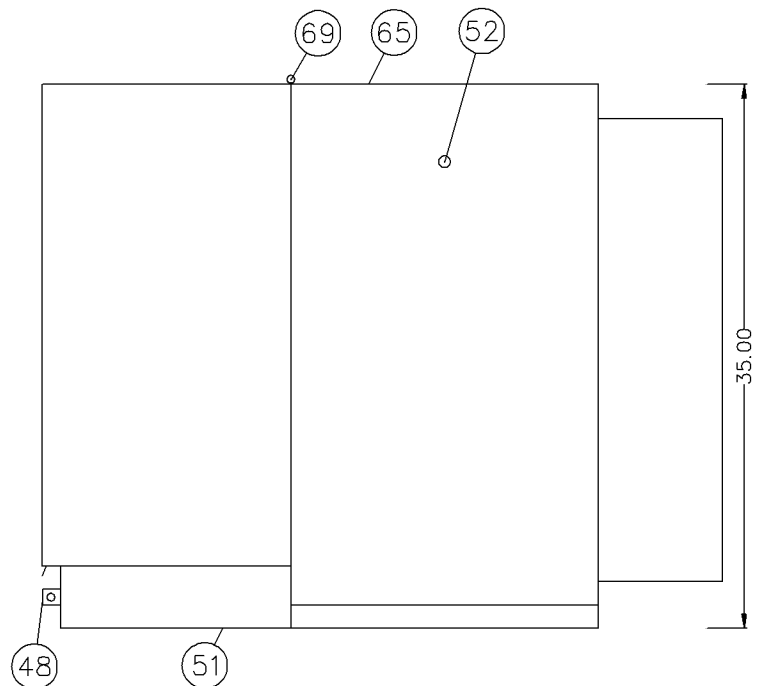
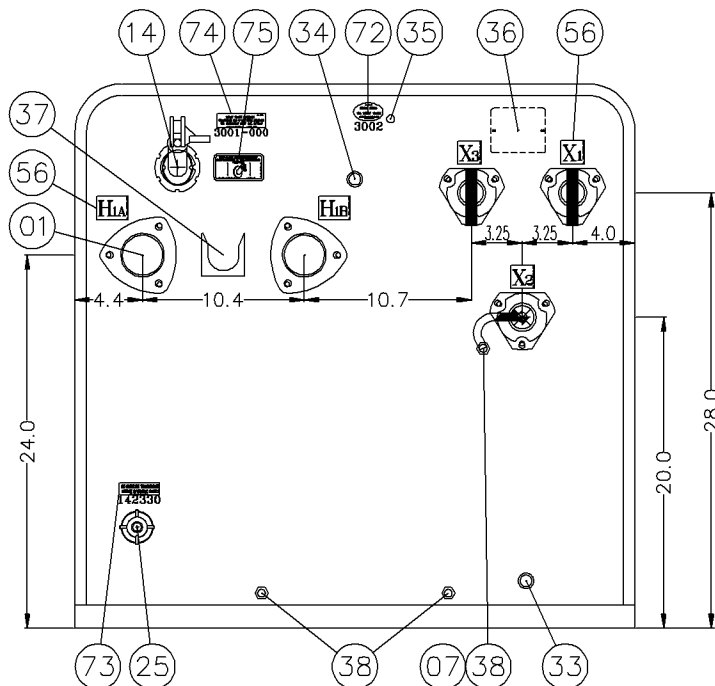
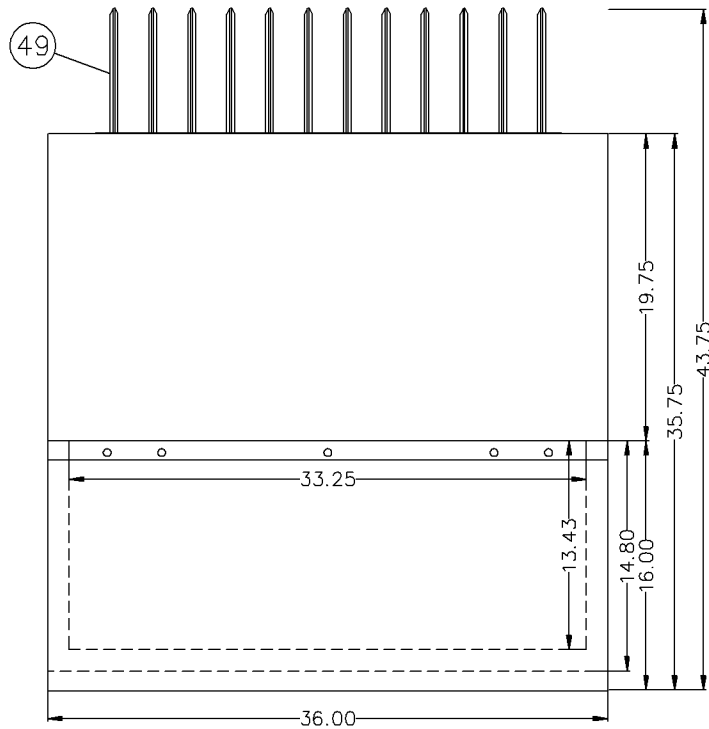
DESCRIPTION

01	HIGH VOLTAGE WELLS
01	HIGH VOLTAGE LOADBREAK INSERTS
01	LOOP FEED
05	LOW VOLTAGE BUSHINGS
07	REMOVABLE COPPER GROUND STRAP
09	4 HOLE H TYPE SPADES
14	BAYONET FUSE HOLDER
25	TAP CHANGER SWITCH (EXT. OPERABLE)
33	1/2 IN. DRAIN PLUG
34	1/2 IN. FILL PLUG
35	PRESSURE RELIEF VALVE
36	TYPE A NAMEPLATE
37	PARKING STAND
38	1/2-13 GROUND PAD
48	SECURITY BOLT (PENTA)
49	RADIATORS
51	STANDARD SILL (REMOVABLE)
52	5/8-11 SS LIFTING LUGS
55	EPOXY PAINT UNDERCOAT 2" UP
56	ADHESIVE TERMINAL DECALS
58	MUNSELL GREEN 7GY3.29/1.5
65	MILD STEEL TANK
69	SS HINGES AND PINS
70	BAYONET FUSE
71	INTERNAL ISOLATION LINK FUSE
72	PRESSURE RELIEF VALVE DECAL
73	TAP CHANGER DE-ENERGIZE DECAL
74	VENT TANK FUSE DECAL
75	BAYONET INSTRUCTIONAL DECAL

SPECIAL NOTES

CONTAINS LESS THAN 2PPM PCB

CAT NO	6185-251070-200	
DWG BY	PP/LL	DATE: 10/17/03
APP BY	DTM	SCALE=0.0815



DWG NO. VY-3115-004



TEMPLE, TEXAS  
U.S.A.

CUSTOMER: SUNBELT TRANSFORMERS

SPEC. NO: RFQ; SPEC. DATE: 09/16/03;

KVA: 167.0; BIL: 95; TAPS: 7970-7620-7430-7200-7020;

HIGH VOLTAGE: 13200GRDY/7620

LOW VOLTAGE: 240/120

APPROX. CORE AND COIL WEIGHT: 681

APPROX. TANK AND ACCESS. WEIGHT: 409

GAL. OF OIL: 71; APPROX. WEIGHT: 531

APPROX. TOTAL WEIGHT: 1621

REV.	DATE	DESCRIPTION	BY	APP
A				
B				

**RECORD DRAWING**